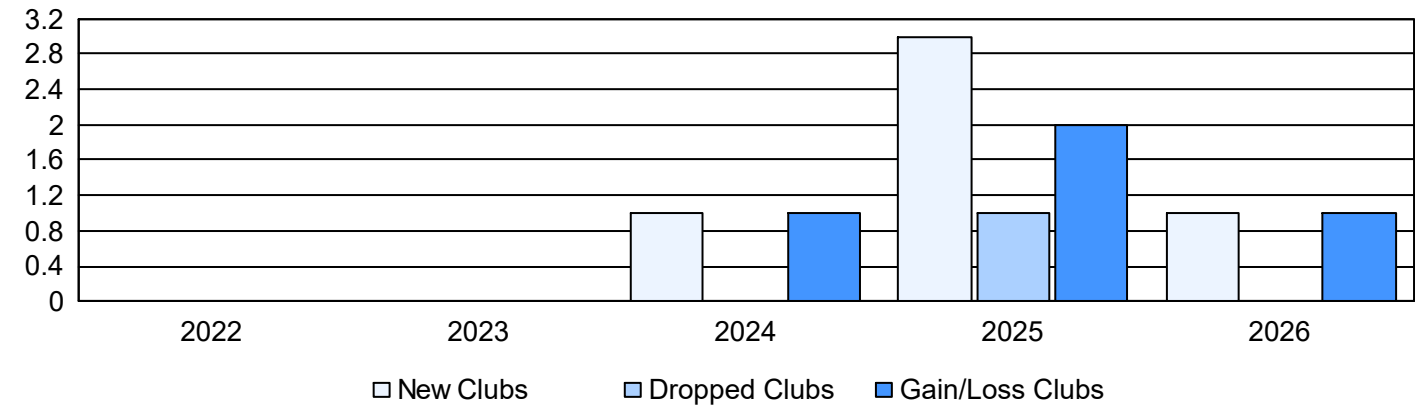
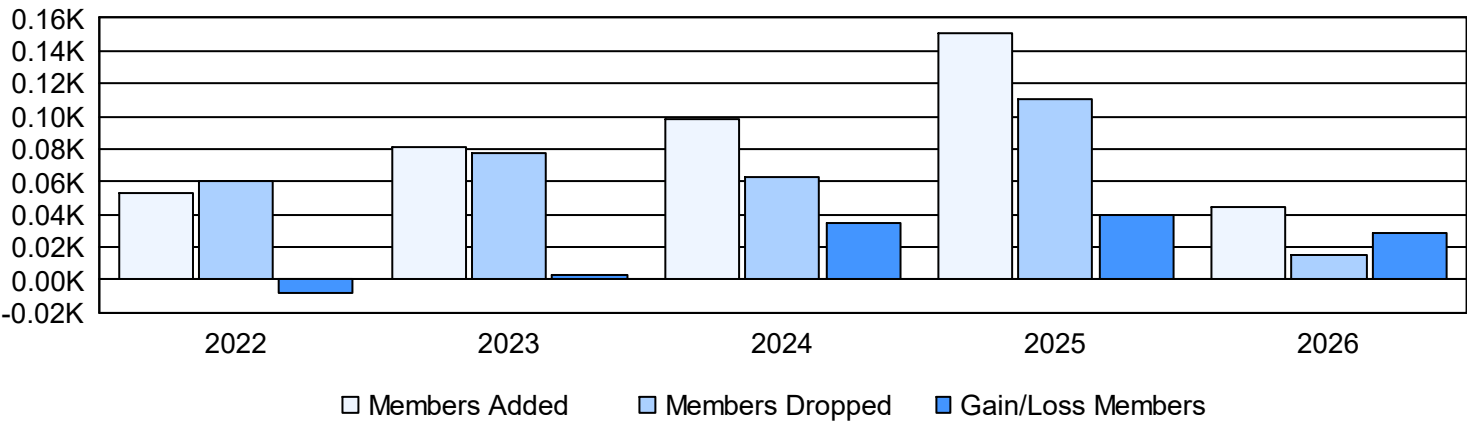


Year	New Clubs	Dropped Clubs	Gain/ Loss Clubs	New Members	Charter Members	Reinstate Members	Transfer Members	Total Member Added	Total Members Dropped	Gain/ Loss Members
2021-2022	0	0	0	47	0	0	6	53	61	-8
2022-2023	0	0	0	74	0	0	7	81	78	3
2023-2024	1	0	1	58	34	0	6	98	63	35
2024-2025	3	1	2	63	74	3	11	151	111	40
2025-2026	1	0	1	20	22	0	2	44	15	29
Average	1	0	1	52	26	1	6	85	66	20

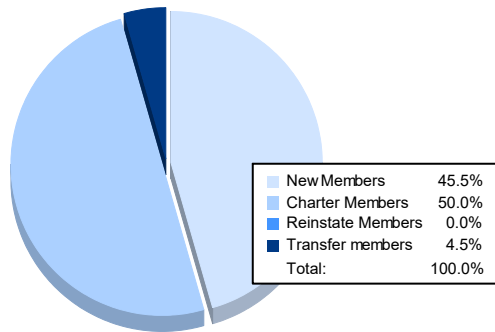
Clubs



Members



Membership Composition October 2025 Cumulative



Gender Composition October 2025 Cumulative

